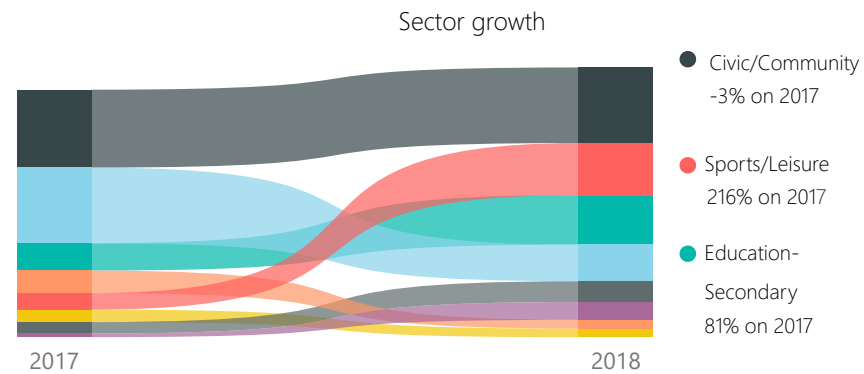
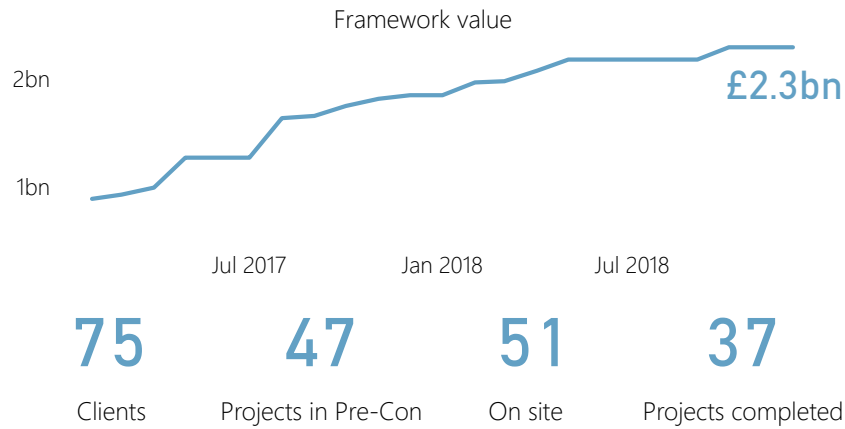


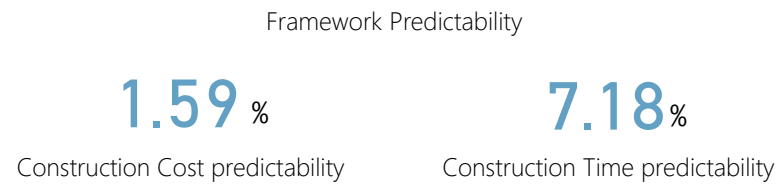
## 1 Framework core data



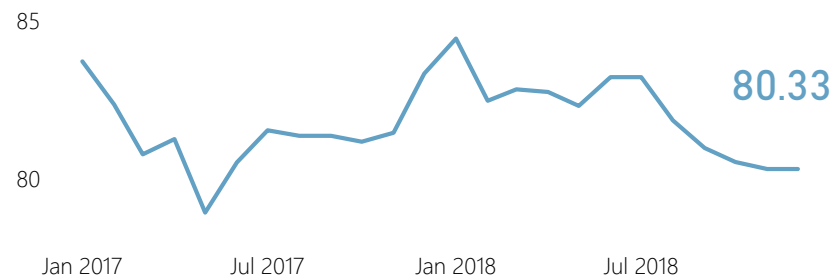
Sector	Value of work
Civic/Community	£478M
Education Further/Higher	£466M
Central Government	£443M
Education - Secondary	£232M
Sports & Leisure	£207M
Fire, Police & Health Services	£191M
Education - Primary	£188M
Housing/Supported Housing	£60M
Charity/Third Sector	

## 2 Framework performance

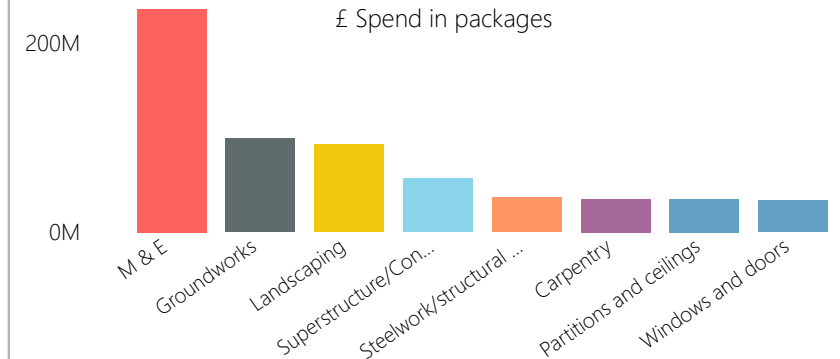
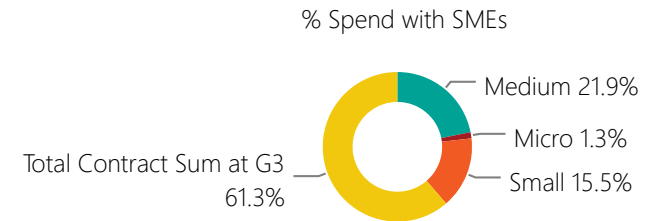
Over **£81M** of added value benefits realised for our Clients



Average Contractor KPI Score (/10)



## 3 Framework supply chain



### Commentary

1 Workload continues to increase at a rate of £70M per month.

Sport and leisure sector has seen the largest growth comparable to the same period in 2017

2 Framework performance remains strong. Projects on average receive 10% added value.

Overall, KPI performance is good. In May 2017 there were incidents of poor contractor performance which resulted in low KPI scoring.

3 M&E, Groundworks and Landscaping are the three largest packages.