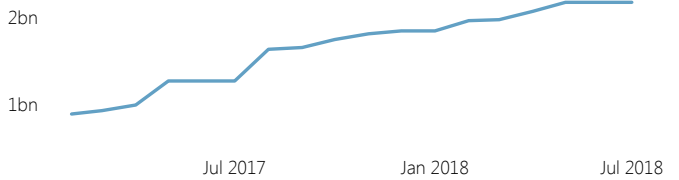


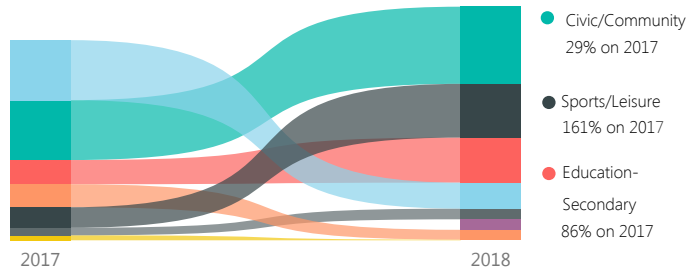
1 Framework core data

Framework value



73 Clients
49 Projects in Pre-Con
55 On site
21 Projects completed

Sector growth



Sector	Value of work
Civic/Community	£478M
Education Further/Higher	£456M
Central Government	£405M
Education - Secondary	£214M
Sports & Leisure	£202M
Fire, Police & Health Services	£189M
Education - Primary	£161M
Housing/Supported Housing	£60M
Charity/Third Sector	

2 Framework performance

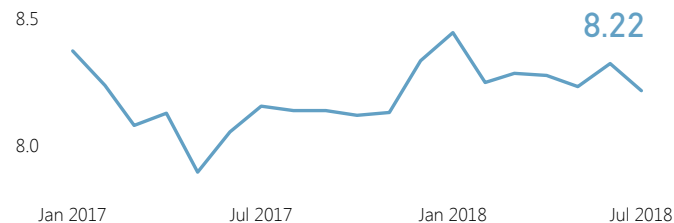
Over **£72M** of added value benefits realised for our Clients

Framework Predictability

2.29 %
Cost predictability

3.31 %
Time predictability

Average Contractor KPI Score (/10)

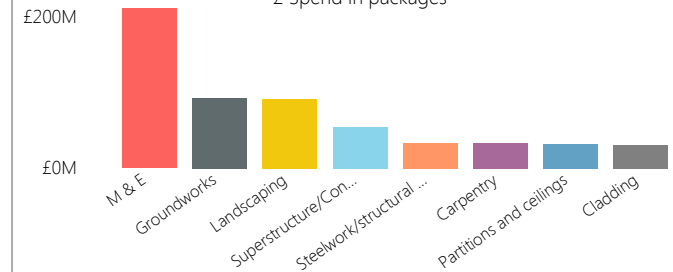


3 Framework supply chain

% Spend with SMEs



£ Spend in packages



Commentary

1 Workload continues to increase at a rate of £75M per month.

Sport and leisure sector has seen the largest growth comparable to the same period in 2017

2 Framework performance remains strong. Projects on average receive 10% added value.

Overall, KPI performance is good. In May 2017 there were incidents of poor contractor performance which resulted in low KPI scoring.

3 M&E, Groundworks and Landscaping are the three largest packages.